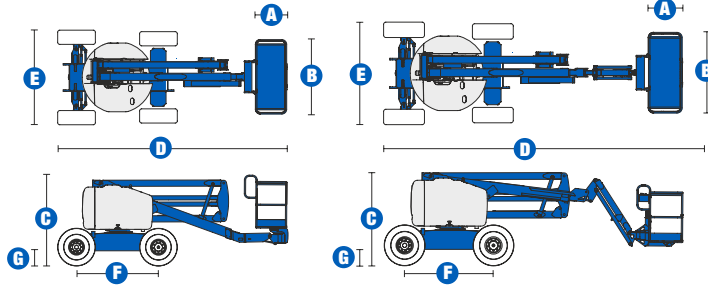


# SELF-PROPELLED ARTICULATING BOOMS

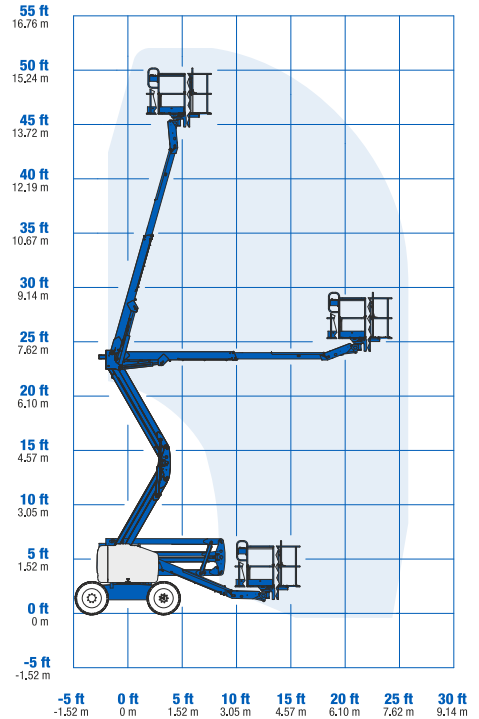
## Z™-45/25 RT & Z™-45/25J RT



## Specifications



### RANGE OF MOTION Z™-45/25 RT



MODELS	Z™-45/25 RT		Z™-45/25J RT	
	Metric	US	Metric	US
Working height maximum*	16 m	51 ft 11 in	16.07 m	52 ft 2 in
Platform height maximum*	14 m	45 ft 11 in	14.07 m	46 ft 2 in
Horizontal reach maximum*	7.62 m	25 ft	7.65 m	25 ft 1 in
Up-and-over clearance maximum	7.16 m	23 ft 6 in	7.37 m	24 ft 2 in
A Platform length	76 cm	2 ft 6 in	76 cm	2 ft 6 in
B Platform width	1.83 m	6 ft	1.83 m	6 ft
C Height - stowed	2.11 m	6 ft 11 in	2.11 m	6 ft 11 in
D Length - stowed	5.56 m	18 ft 3 in	6.83 m	22 ft 5 in
E Width	2.29 m	7 ft 6 in	2.29 m	7 ft 6 in
F Wheelbase	2.03 m	6 ft 8 in	2.03 m	6 ft 8 in
G Ground clearance - centre	39 cm	1 ft 3.5 in	39 cm	1 ft 3.5 in

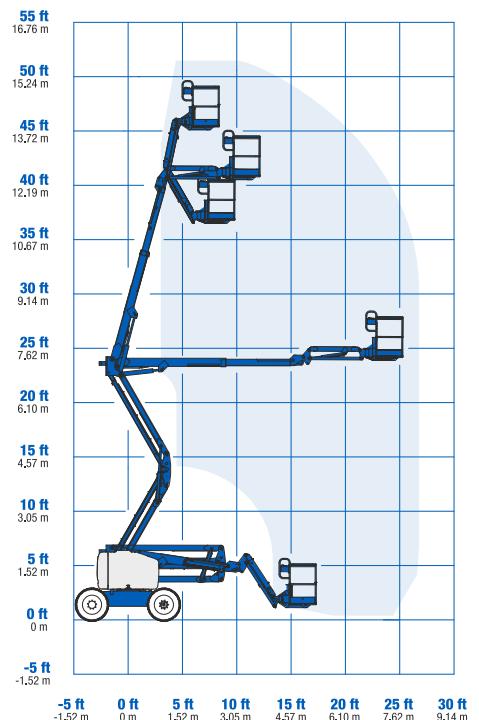
PRODUCTIVITY				
Lift capacity	227 kg	500 lbs	227 kg	500 lbs
Platform rotation	180°	180°	160°	160°
Vertical jib rotation	-	-	135° (+78°/-57°)	135°
Turntable rotation	355° non-continuous		355° non-continuous	
Turntable tailswing	zero	zero	zero	zero
Drive speed - stowed	8 km/h	5 mph	8 km/h	5 mph
Drive speed - raised **	1.1 km/h	0.68 mph	1.1 km/h	0.61 mph
Gradeability - 2WD - stowed***	30%	30%	30%	30%
Gradeability - 4WD - stowed***	45%	45%	45%	45%
Turning radius - inside	1.70 m	5 ft 6 in	1.70 m	5 ft 6 in
Turning radius - outside	4.5 m	14 ft 9 in	4.5 m	14 ft 9 in
Controls	12 V DC proportional		12 V DC proportional	
Tyres	355/55 D625		355/55 D625	

POWER				
Power source	Ford DSG-423 4 cylinder petrol/LPG 75 hp (56 kW) Deutz diesel D 2011 L03i cylinder diesel 48 hp (35.8 kW) Perkins diesel 404-C22 4-cylinder diesel 51 hp (38 kW)			
Auxiliary power unit	12 V DC	12 V DC	12 V DC	12 V DC
Hydraulic tank capacity	90.8 L	24 gal	90.8 L	24 gal
Fuel tank capacity	64.4 L	17 gal	64.4 L	17 gal

WEIGHT****				
CE 2WD (air tyres)	6,203 kg	13,675 lbs	6,486 kg	14,300 lbs
CE 4WD (air tyres)	6,294 kg	13,875 lbs	6,577 kg	14,500 lbs
CE 2WD (foam filled tyres)	6,550 kg	14,440 lbs	6,833 kg	15,064 lbs
CE 4WD (foam filled tyres)	6,641 kg	14,641 lbs	6,924 kg	15,265 lbs

### STANDARDS COMPLIANCE CE EN280, PB-10-611-03

### RANGE OF MOTION Z™-45/25J RT



\* The metric equivalent of working height adds 2 m to platform height. U.S. adds 6 ft to platform height.  
 \*\* In lift mode (platform raised), the machine is designed to operate on firm, level surfaces only.  
 \*\*\* Gradeability applies to driving on slopes. See Operator's Manual for details regarding slope ratings.  
 \*\*\*\* Weight will vary depending on options and/or country standards.

## Features

### EASILY CONFIGURED TO MEET YOUR NEEDS

#### PLATFORM OPTIONS

- Steel 1.83 m (6ft) (standard)
- Steel 1.22 or 1.52 m (4 or 5ft)

#### JIB OPTIONS

- Non-jib
- 1.52 m (5ft) jib boom

#### POWER

- Deutz Diesel 48hp (35.8kW)
- Ford petrol/LPG 75hp (56kW)
- Perkins diesel 51hp (38kW)

#### DRIVE OPTIONS

- 2x4
- 4x4

#### AXLE OPTIONS

- Oscillating (standard on 4WD)
- Non-oscillating

#### TYRE OPTIONS

- Rough terrain air-filled (standard)
- Rough terrain foam-filled
- Rough terrain non-marking (air or foam-filled)

### STANDARD FEATURES

#### MEASUREMENTS

##### Z™ -45/25 RT

- 16 m (51ft 11in) working height
- 7.62 m (25ft) horizontal reach
- 7.16 m (23ft 6in) up-and-over clearance
- Up to 227 kg (500lb) lift capacity

##### Z™ -45/25J RT

- 16.07 m (52ft 2in) working height
- 7.65 m (25ft 1in) horizontal reach
- 7.16 m (23ft 6in) up-and-over clearance
- Up to 227 kg (500lb) lift capacity

#### PRODUCTIVITY

- Self-levelling platform
- Hydraulic platform rotation
- Fully proportional controls
- Thumb rocker steer
- Drive enable
- AC power cord to platform
- Horn
- Hour meter
- Tilt alarm
- Descent alarm
- 355° non-continuous turntable rotation
- Positive traction drive
- Two-speed wheel motors
- Certified load sensor



### STANDARD FEATURES cont.

#### POWER

- All engines are emission compliant
- 12VDC auxiliary power
- Engine protection package
- Deutz intake air heater
- Swing-out engine tray

### OPTIONS & ACCESSORIES

#### PRODUCTIVITY

- Platform swing gate
- Half-mesh platform inserts with swing gate
- Platform top auxiliary rail
- Air line to platform
- Fire resistant hydraulic coil
- Biodegradable hydraulic coil
- Aircraft protection package\*
- Basic hostile environment kit
- Tool tray
- Fluorescent tube caddy
- Pipe cradle (pair)
- Alarm package (flashing beacon and travel alarm)
- Panel cradle package
- Platform work lights
- Lockable platform control box cover

#### POWER

- Engine gauge package
- AC generator packages (110V/60Hz, 3000 W or 220V/50Hz, 2500W)
- Diesel scrubber muffler with spark arrestor
- LPG tank 15.19 kg (33.5lb) capacity
- Additional LPG tank with carrier

\*Reduces platform capacity to 200kg (440lbs), only available on Jib models



[www.saplatforms.co.za](http://www.saplatforms.co.za)

Tel: 27 16 065 0079  
[sales@saplatforms.co.za](mailto:sales@saplatforms.co.za)